

Smart RGB LED Tape Light



Smart RGB LED strips utilize on board IC chip that allows the user to fully customize color, brightness, speed, and timing of individual lights through SPI or DMX controllers



PRODUCT CODE	CCT	LUMENS/FT	EFFICACY
HL-24V-FD5050-48-RGB	RGB	N/A	N/A

PHYSICAL	
Operating Temp	-15°F to +140°F (-26°C to +60°C)
Class II Max Run	27 ft.
Ra	/
Cut Length	2.46 in (62.5mm)
Environment	IP20
Mounting	Adhesive Tape
Package Length	16.4 ft. (5m)
Width	0.39 in (10mm)
Height	0.08 in (2mm)

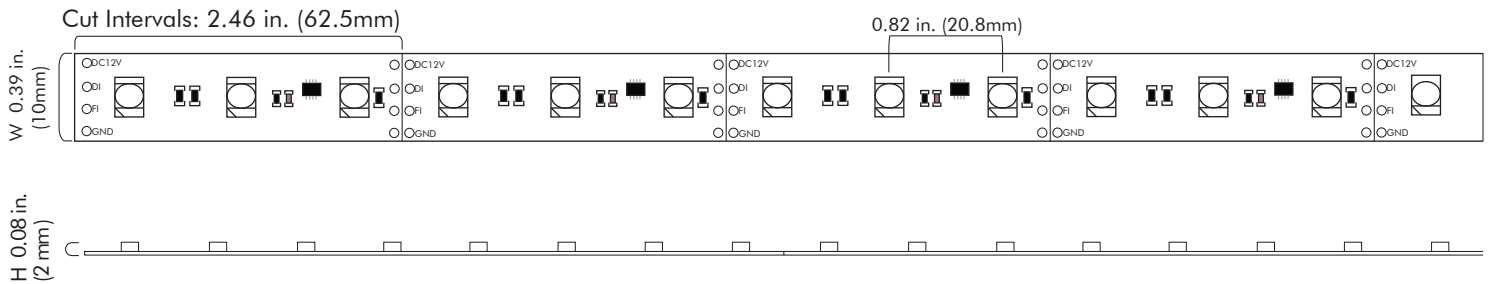
ELECTRICAL	
Input Voltage	12V DC
Power Consumption	<3 w/ft
Max. Run Length	16.4 ft.
LEDs/Meter	48
Lamp Life	50,000+ hours
Wire Size	2464 20 AWG, 4 wire
Control	SPI / DMX
Certifications	UL Listed
Warranty	3 years

1. Lumen value measured in accordance to IES LM-80-08. LED chips have a luminous flux range with a tolerance of +/- 5%.
2. Each maximum run requires a dedicated power feed from the driver. Do not extend beyond the recommended maximum run length. Max run may exceed Class 2 limit. Actual wattage may differ from calculated wattage due to voltage drop across run.
3. Do not install product in an environment outside the listed ambient temperature. Exceeding the maximum ambient temperature may damage LED chips, reduce the total lamp life, lumen output, and/or adversely impact color consistency.
4. Actual efficacy value is dependent to specified LED driver (power supply). An estimated efficacy value can be calculated as follows: Lumen value divided by average power consumption per foot.
5. Actual color may vary from what is pictured on this sheet and other print materials due to the limitations of photographic processes.


Smart RGB LED Tape Light



MECHANICAL DIAGRAMS




Choose Your Wire

PRODUCT IMAGE	SKU	LENGTH AVAILABLE
	20 AWG 4 Cores Cable Wire HL-W20-4	Custom ordered

Compatible Channel Options

Our anodized aluminum channels are a must have accessory for your stylish and elegant linear light fixture. These channels will help dissipate the heat, cooling and prolonging the LED tape light lifespan. They also diffuse the light with lenses and protect the tape light from dust and debris.

PRODUCT IMAGE	SKU	MATERIAL	DIMENSION	DOTTING LEVEL
	Surface 1715 HL-ACL-S1715	Silver Anodized Aluminum		2
	Surface 2114 HL-ACL-S2114	Silver Anodized Aluminum		1
	Recessed 2515 HL-ACL-R2515	Silver Anodized Aluminum		2
	Recessed 2810 HL-ACL-R2810	Silver Anodized Aluminum		3
	Corner 1616 HL-ACL-C1616	Silver Anodized Aluminum		3
	Corner 3030 HL-ACL-C3030	Silver Anodized Aluminum		2



The dot level shows the intensity of hotspots in the combinations of HiLite LED tape light and channels with a frosted diffuser.

Note:
The value states perceived, not absolute, dot levels measured by the human eye and not a machine, which may differ slightly for individuals.




*: suggest to use double rows of LED tape light

Power Supply Options

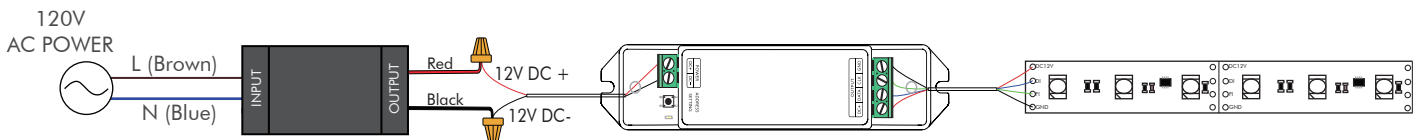
The following Listed LED Power Supplies are recommended for compatibility. They are provided for reference only. For complete specifications of compatible products, please check on www.hiliteleds.com or ask your account manager.

ON/OFF POWER SUPPLY (can be paired with a SPI RGB Controller)

24V DC Constant Voltage power supply, compatible with HL-M16S.

PRODUCT IMAGE	SKU	WATTAGE	OUTPUT VOLTAGE	OUTPUT CURRENT	INPUT VOLTAGE	DIMENSION	CERTIFICATIONS
	HL-PS-L35V24	35W	24V DC	1.50A	90V - 264VAC	5.83 x 1.57 x 1.18 in.	UL Class 2
	HL-PS-L60V24	60W	24V DC	2.50A	90V - 264VAC	6.40 x 1.67 x 1.26 in.	UL Class 2
	HL-PS-L96V24	96W	24V DC	4.10A	120V - 277VAC	11.40 x 2.36 x 1.4 in.	UL 8750/ Class 2/ Class P

WIRING DIAGRAM




RGB Controller Options

The following Listed LED Controllers are recommended for compatibility. They are provided for reference only. For complete specifications of compatible products, please check on www.hiliteleds.com or ask your account manager.


SPI RGB Controller

Equipped with RF remote control, HL-M16S could drive up to 1020 pixels, control 1 zone.




PRODUCT IMAGE	SKU	INPUT VOLTAGE	WIRELESS SIGNAL	OUTPUT SIGNAL	CHANGING MODE	DIMENSION
	HL-M16S	RECEIVER 5-24V DC	RF 2.4GH	SPI	/	5.31 x 1.18 x 0.79 in.
		REMOTE 3V	RF 2.4GH	/	16 Kinds	4.09 x 2.28 x 0.35 in.

DMX-SPI Signal Decoder

HL-1809 Decoder converts the universal standard DMX512 signal into SPI(TTL) digital signal.

PRODUCT IMAGE	SKU	INPUT VOLTAGE	INPUT SIGNAL	OUTPUT SIGNAL	MAX CURRENT	MAX POWER	DIMENSION
	HL-1809	5 - 24V DC	DMX 512	SPI	8A x 3CH	120W-576W	4.92 x 2.52 x 1.57 in.

Solder Free Quick Connector

PRODUCT IMAGE	SKU	DESCRIPTION
	HL-CTT-M10	Tape to tape connector, with windows
	HL-CTW-6M10	Tape light splice connector, with 6" wire
	HL-CTW-36M10	Tape light splice connector, with 36" wire
	HL-CTT-6M10	Tape to Tape Extension Connector, with 6" wire
	HL-CTT-36M10	Tape to Tape Extension Connector, with 36" wire

Tape Light Fastener

PRODUCT IMAGE	SKU	DESCRIPTION
	HL-TFN-10	Mounting Clip

SAFETY / WARNINGS / DISCLOSURES

1. Install in accordance with national and local electrical code regulations.
2. This product is intended to be installed and serviced by a qualified, licensed electrician.
3. Only install with a listed Class 2 DC Constant Voltage LED Driver.
4. Tape light, and attached wire leads, are not rated for inwall installation unless otherwise noted.
5. Do not install in environment where LED chips are exposed to direct sunlight as damage to the phosphor will occur.
6. Do not modify or disassemble product beyond instructions or the warranty will be void.
7. Tape light must be handled with care. Excessive handling, bending, and pressure may damage the product, voiding the warranty.
8. Do not install indoor LED tape light products in outdoor/ wet location environments. Only wet location tape light models are rated for outdoor / wet locations.
9. Uncoil flexible light prior operation, failure to do so may cause excessive heat which will damage the product.
10. We reserve the right to modify and improve the design of our fixtures without prior notice. We can not guarantee to match existing installed fixtures for subsequent orders or replacements in regards to product appearance, CCT, or lumen output.