

High Efficacy LED Tape Light



The High efficiency series is an architectural grade LED tape lighting that ensures proper execution of design intentions, delivers average lumen around 115lm/W



| PRODUCT CODE | CCT | LUMENS/FT | EFFICACY |
|----------------------|-------|-------------|-------------|
| HL-24V-FH2835-288-27 | 2700K | | |
| HL-24V-FH2835-288-30 | 3000K | | |
| HL-24V-FH2835-288-35 | 3500K | 1098-1264lm | 110-130lm/W |
| HL-24V-FH2835-288-40 | 4000K | | |
| HL-24V-FH2835-288-50 | 5000K | | |

PHYSICAL

| | |
|------------------|-------------------------------------|
| Operating Temp | -15°F to +140°F (-26°C to +60°C) |
| Class II Max Run | 10 ft. |
| Ra | 90+ |
| Cut Length | 3.36 in (85.3mm) |
| Environment | IP20 |
| Mounting | Adhesive Tape |
| Package Length | 16.4 ft. (5m) |
| Width | 0.87 in (22mm) |
| Height | 0.06 in (1.5mm) |

ELECTRICAL

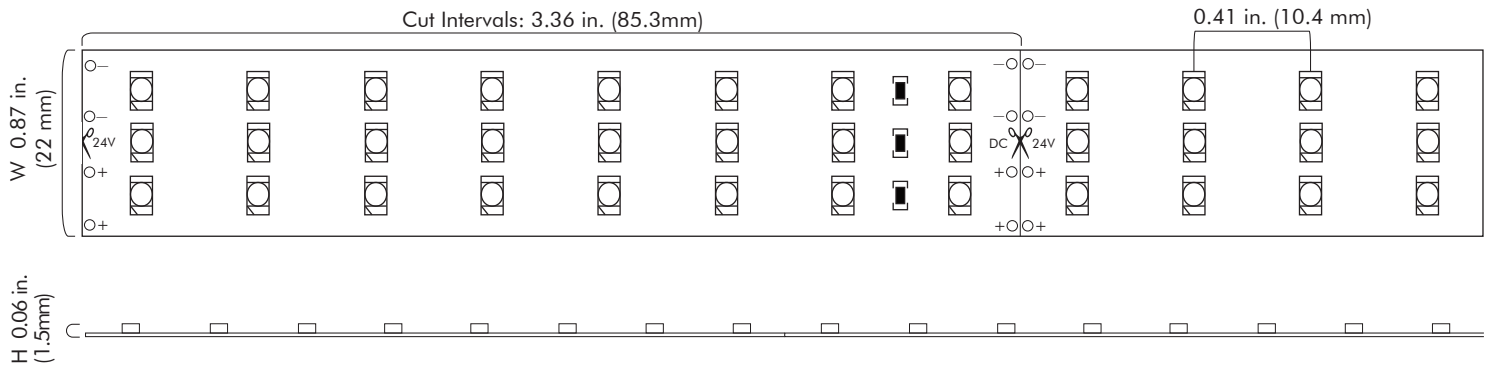
| | |
|-------------------|---------------------|
| Input Voltage | 24V DC |
| Power Consumption | <7.9 w/ft |
| Max. Run Length | 29 ft. |
| LEDs/Meter | 288 |
| Lamp Life | 50,000+ hours |
| Wire Size | 2464 20 AWG, 2 wire |
| Dimming | MLV / ELV / 0-10V |
| Certifications | UL Listed |
| Warranty | 5 years |

1. Lumen value measured in accordance to IES LM-80-08. LED chips have a luminous flux range with a tolerance of +/- 5%.
2. Each maximum run requires a dedicated power feed from the driver. Do not extend beyond the recommended maximum run length. Max run may exceed Class 2 limit. Actual wattage may differ from calculated wattage due to voltage drop across run.
3. Do not install product in an environment outside the listed ambient temperature. Exceeding the maximum ambient temperature may damage LED chips, reduce the total lamp life, lumen output, and/or adversely impact color consistency.
4. Actual efficacy value is dependent to specified LED driver (power supply). An estimated efficacy value can be calculated as follows: Lumen value divided by average power consumption per foot.
5. Actual color may vary from what is pictured on this sheet and other print materials due to the limitations of photographic processes.




High Efficacy LED Tape Light



MECHANICAL DIAGRAMS




Choose Your Wire

| PRODUCT IMAGE | SKU | LENGTH AVAILABLE |
|---|---------------------------------------|-------------------------|
|  | Female DC Connector HL-DCCF | 6 inch, 1ft, 2ft & 10ft |
|  | Male DC Connector HL-DCCM | 6 inch, 1ft, 2ft & 10ft |
|  | 20 AWG 2 Cores Cable Wire HL-W20-2 | Custom ordered |

Compatible Channel Options

Our anodized aluminum channels are a must have accessory for your stylish and elegant linear light fixture. These channels will help dissipate the heat, cooling and prolonging the LED tape light lifespan. They also diffuse the light with lenses and protect the tape light from dust and debris.

| PRODUCT IMAGE | SKU | MATERIAL | DIMENSION | DOTTING LEVEL |
|---|------------------------------|-----------------------------|---|---------------|
|  | Surface 2626 HL-ACL-S2626 | Silver Anodized Aluminum |  | 0 |



The dot level shows the intensity of hotspots in the combinations of Hilite LED tape light and channels with a frosted diffuser.

Note:

The value states perceived, not absolute, dot levels measured by the human eye and not a machine, which may differ slightly for individuals.


*: suggest to use double rows of LED tape light

Power Supply Options

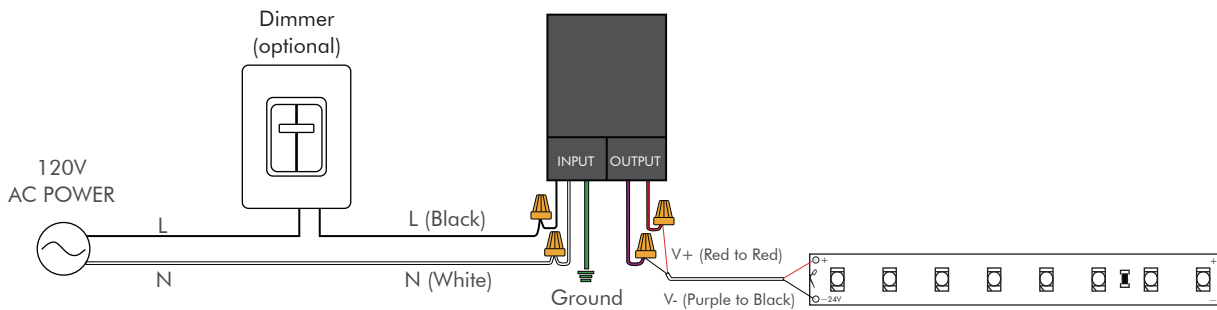
The following Listed LED Power Supplies are recommended for compatibility. They are provided for reference only. For complete specifications of compatible products, please check on www.hiliteleds.com or ask your account manager.

ELECTRONIC MLV DIMMABLE POWER SUPPLY

Dims from 100-1%. Compatible with MLV / Incandescent TRIAC dimmer switch.


| PRODUCT IMAGE | SKU | WATTAGE | OUTPUT VOLTAGE | OUTPUT CURRENT | INPUT VOLTAGE | DIMENSION | CERTIFICATIONS |
|---|--------------|---------|----------------|----------------|---------------|------------------------|-------------------------------|
|  | HL-PS-D20V24 | 20W | 24V DC | 0.87A | 120V AC | 6.77 x 2.67 x 1.30 in. | UL 8750 Class 2 Nema 3R |
| | HL-PS-D40V24 | 40W | 24V DC | 1.75A | | | |
| | HL-PS-D60V24 | 60W | 24V DC | 2.63A | | | |
| | HL-PS-D75V24 | 75W | 24V DC | 3.30A | | | |
| | HL-PS-D96V24 | 96W | 24V DC | 4.00A | | | |

WIRING DIAGRAM



0-10V DIMMABLE POWER SUPPLY

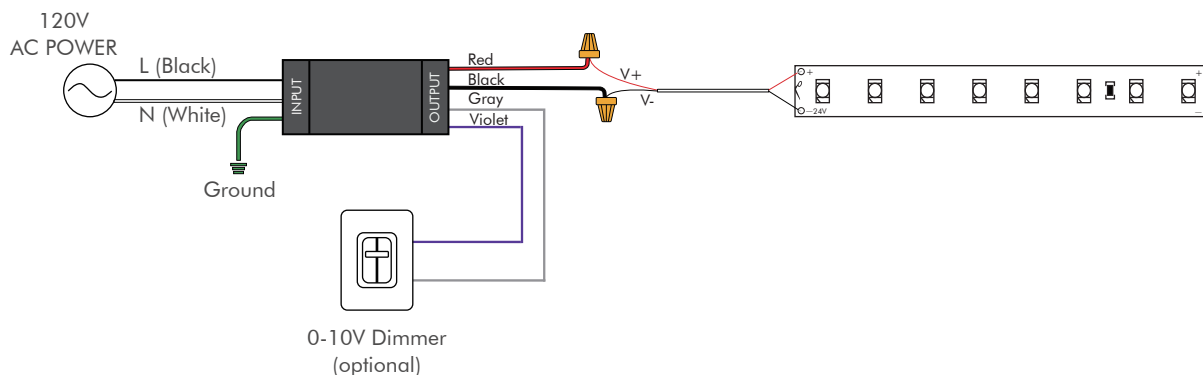
Flicker-Free Dimming down to 1% (0-10V). Integrated Junction Box with Multiple $\frac{7}{8}$ " Knock-Outs.

| PRODUCT IMAGE | SKU | WATTAGE | OUTPUT VOLTAGE | OUTPUT CURRENT | INPUT VOLTAGE | DIMENSION | CERTIFICATIONS |
|---|--------------|---------|----------------|----------------|----------------|-----------------------|-------------------------------|
|  | HL-PS-030V24 | 30W | 24V DC | 1.30A max | 120V - 277V AC | 11.4 x 2.36 x 1.4 in. | UL 8750 Class 2 Class P |
| | HL-PS-060V24 | 60W | 24V DC | 2.60A max | | | |
| | HL-PS-096V24 | 96W | 24V DC | 4.10A max | | | |

High Efficacy LED Tape Light





WIRING DIAGRAM






ON/OFF POWER SUPPLY (can be paired with a PWM single color dimmer)







24V DC Constant Voltage power supply, compatible with HL-M1 +M3.

| PRODUCT IMAGE | SKU | WATTAGE | OUTPUT VOLTAGE | OUTPUT CURRENT | INPUT VOLTAGE | DIMENSION | CERTIFICATIONS |
|---|--------------|---------|----------------|----------------|---------------|------------------------|---------------------------|
|  | HL-PS-L35V24 | 35W | 24V DC | 1.50A | 90V - | 5.83 x 1.57 x 1.18 in. | UL Class 2 |
| | HL-PS-L60V24 | 60W | 24V DC | 2.50A | 264VAC | 6.40 x 1.67 x 1.26 in. | UL Class 2 |
|  | HL-PS-L96V24 | 96W | 24V DC | 4.10A | 120V - 277VAC | 11.40 x 2.36 x 1.4 in. | UL 8750/ Class 2/ Class P |

ON/OFF POWER SUPPLY (can be paired with a PWM dimmable controller)

| PRODUCT IMAGE | SKU | WATTAGE | OUTPUT VOLTAGE | OUTPUT CURRENT | INPUT VOLTAGE | DIMENSION | CERTIFICATIONS |
|---|--------------|---------|----------------|----------------|---------------|------------------------|----------------|
|  | HL-PS-A24V24 | 24W | 24V DC | 1.00A | | 3.19 x 1.93 x 2.32 in. | |
|  | HL-PS-A36V24 | 36W | 24V DC | 1.50A | 100V - 240VAC | 3.98 x 2.01 x 2.13 in. | ETL Class 2 |
|  | HL-PS-A60V24 | 60W | 24V DC | 2.50A | | 4.61 x 2.05 x 1.38 in. | |

Solder Free Quick Connector

| PRODUCT IMAGE | SKU | |
|--|----------|--|
|  | HL-DCCFM | Female Male DC Extension Lengths available: 3ft, 4ft & 10ft |
|  | HL-DCCS2 | 1 to 2 Way DC Splitter 1 Female, 2 Male |
|  | HL-DCCS4 | 1 to 4 Way DC Splitter 1 Female, 4 Male |
|  | HL-DCCS8 | 1 to 8 Way DC Splitter 1 Female, 8 Male |
|  | HL-DCCFH | Female to Hardwire Adapter |
|  | HL-DCCMH | Male to Hardwire Adapter |

SAFETY / WARNINGS / DISCLOSURES

1. Install in accordance with national and local electrical code regulations.
2. This product is intended to be installed and serviced by a qualified, licensed electrician.
3. Only install with a listed Class 2 DC Constant Voltage LED Driver.
4. Tape light, and attached wire leads, are not rated for inwall installation unless otherwise noted.
5. Do not install in environment where LED chips are exposed to direct sunlight as damage to the phosphor will occur.
6. Do not modify or disassemble product beyond instructions or the warranty will be void.
7. Tape light must be handled with care. Excessive handling, bending, and pressure may damage the product, voiding the warranty.
8. Do not install indoor LED tape light products in outdoor/ wet location environments. Only wet location tape light models are rated for outdoor / wet locations.
9. Uncoil flexible light prior operation, failure to do so may cause excessive heat which will damage the product.
10. We reserve the right to modify and improve the design of our fixtures without prior notice. We can not guarantee to match existing installed fixtures for subsequent orders or replacements in regards to product appearance, CCT, or lumen output.